



YEAR TO DATE REVENUES AND EXPENDITURES
as of
February 28, 2026

REVENUE

CATEGORY	TOTAL BUDGET	RECEIVED YTD	BUDGET YTD	% RECEIVED	ACTUAL YTD vs BUDGET YTD
State	\$ 14,274,982	\$ 8,674,064	\$ 9,516,655	91%	\$ (842,591)
Local	\$ 4,147,000	2,730,000	2,764,667	99%	\$ (34,667)
Fees	\$ 6,421,285	3,945,284	4,280,857	92%	\$ (335,573)
Grants/Other	\$ 736,943	1,347,001	491,295	274%	\$ 855,705
Total Revenue	\$ 25,580,210	\$ 16,696,348	\$ 17,053,473	98%	\$ (357,125)

FY26 EXPENDITURES

CATEGORY	TOTAL BUDGET	EXPENDED YTD	BUDGET YTD	% EXPENDED	ACTUAL YTD vs BUDGET YTD
Personnel	\$ 19,181,019	\$ 11,464,979	\$ 12,541,435	91%	\$ 1,076,456
Staff Development	\$ 116,497	96,382	77,664	124%	(18,717)
Facility	\$ 1,776,594	954,762	1,184,396	81%	229,633
Equipment and Supplies	\$ 1,509,307	677,222	1,006,205	67%	328,982
Transportation	\$ 189,408	73,347	126,272	58%	52,925
Consultant and Contractual	\$ 2,549,955	1,343,123	1,699,970	79%	356,847
Client Supports	\$ 87,348	41,069	58,232	71%	17,163
Miscellaneous	\$ 170,083	121,039	113,389	107%	(7,651)
Total Expenditures	\$ 25,580,210	\$ 14,771,923	\$ 16,807,563	88%	\$ 2,035,640
Operating Margin	\$ -	\$ 1,924,426			

Unless noted otherwise, all amounts are modified cash basis: revenues recognized when earned and received; expenditures upon disbursement

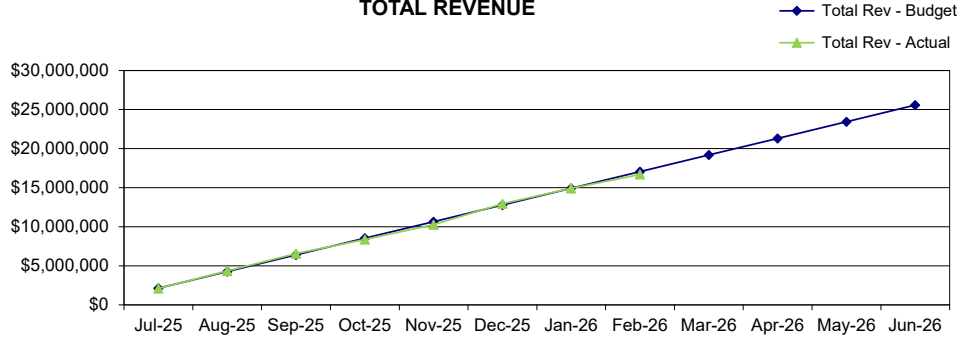
2/28/26 Cash Balance

\$ 15,203,734

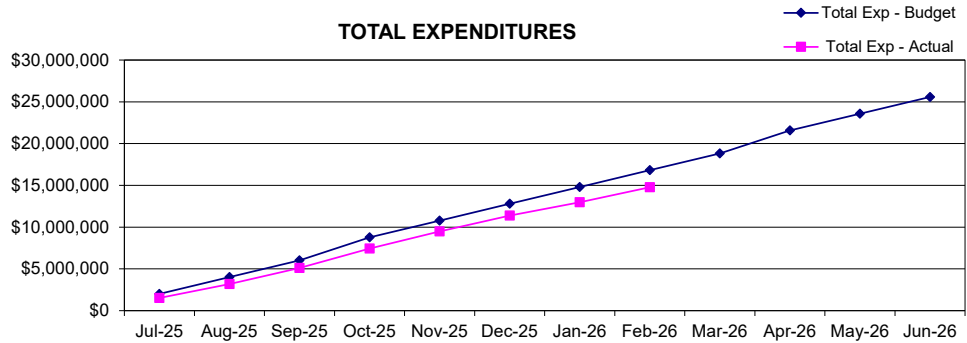
CRISIS SERVICES CENTER PROJECT

CATEGORY	PROJECT BUDGET	PROJECT TO DATE
DBHDS Grant	\$ 12,000,000	\$ 4,200,684
Interest Earned		\$ 8,656
Total Revenue	\$ 12,000,000	\$ 4,209,340
Personnel		\$ 114,992
Mileage		\$ 500
Consultant and Contractual		\$ 3,817,998
Miscellaneous		\$ 243
Total Expenditures		\$ 3,933,732

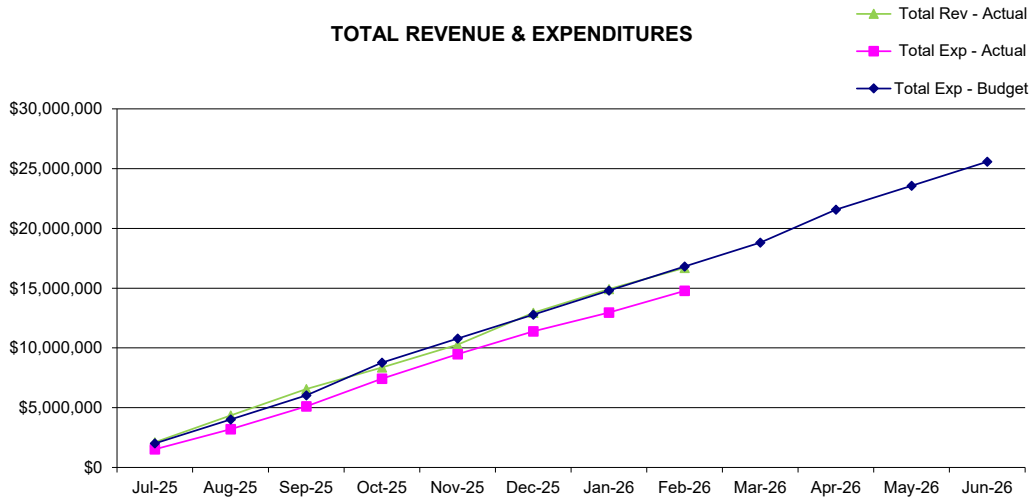
TOTAL REVENUE



TOTAL EXPENDITURES



TOTAL REVENUE & EXPENDITURES

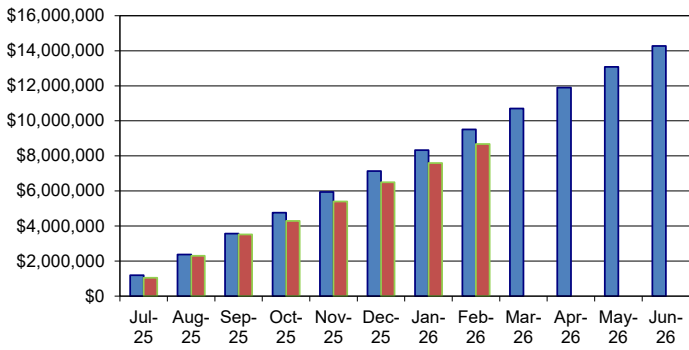




YEAR TO DATE REVENUE
as of
02/28/26

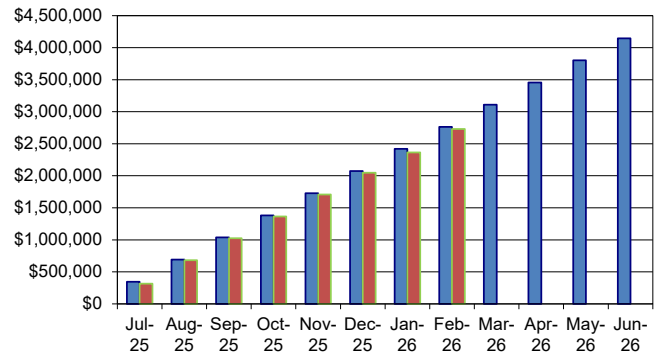
STATE & FEDERAL REVENUE

■ State & Federal - Budget
■ State - Actual



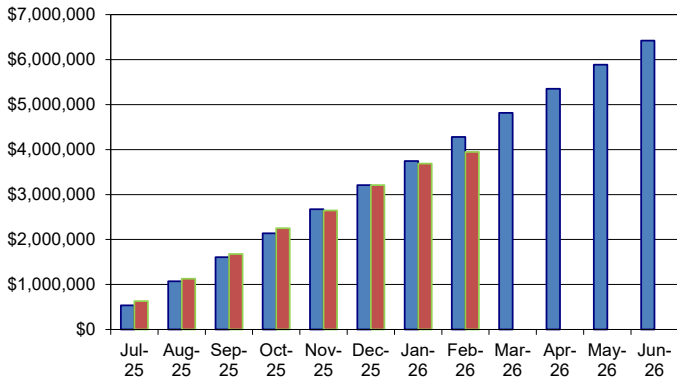
LOCAL REVENUE

■ Local - Budget
■ Local - Actual



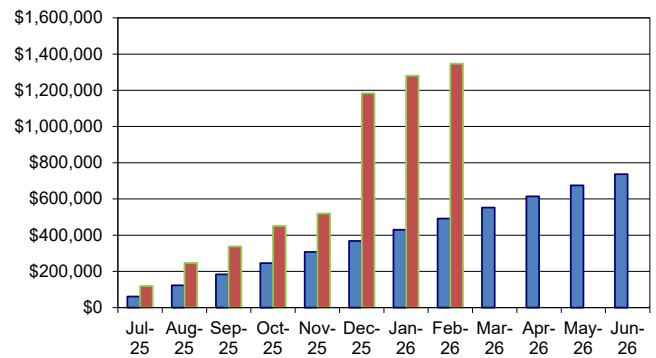
FEE REVENUE

■ Fees - Budget
■ Fees - Actual

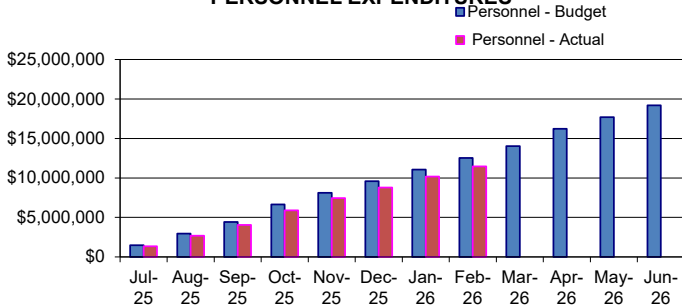


GRANTS & OTHER REVENUE

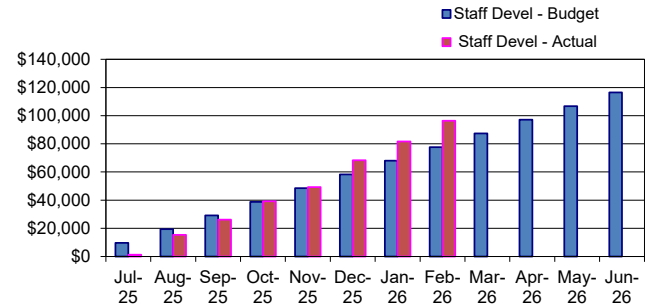
■ Grants/Other - Budget
■ Grants/Other - Actual



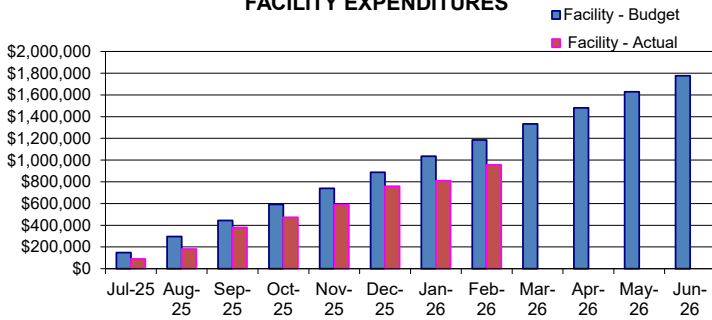
PERSONNEL EXPENDITURES



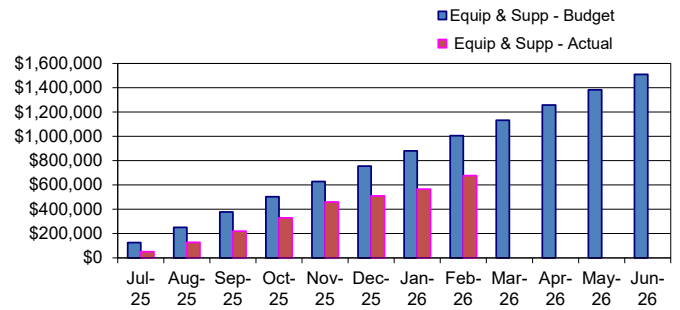
STAFF DEVELOPMENT EXPENDITURES



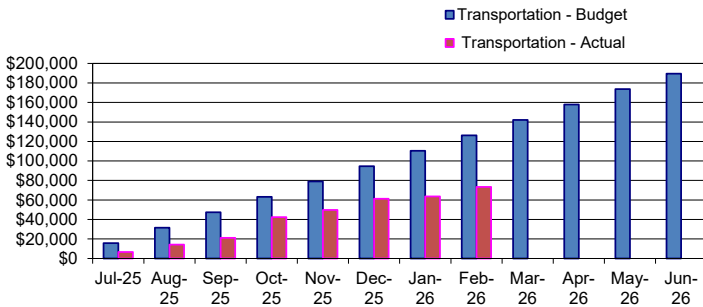
FACILITY EXPENDITURES



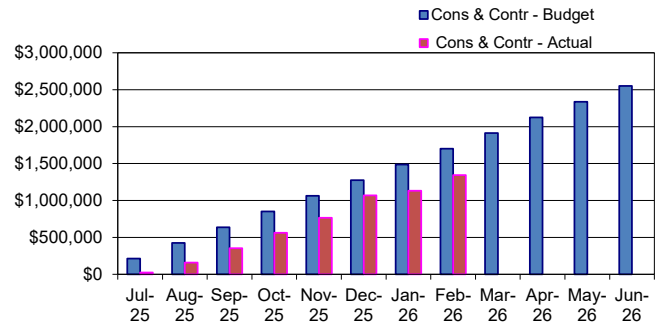
EQUIPMENT & SUPPLIES EXPENDITURES



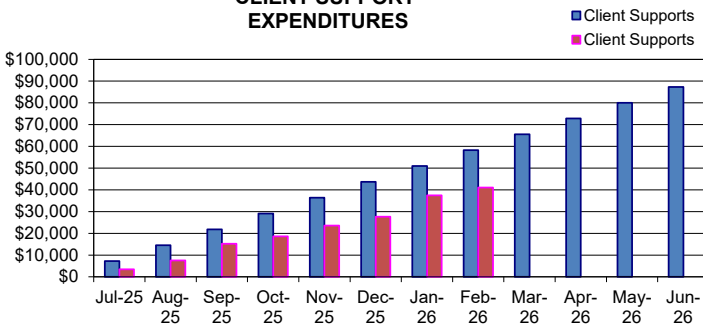
TRANSPORTATION EXPENDITURES



CONSULTANT & CONTRACTUAL EXPENDITURES



CLIENT SUPPORT EXPENDITURES



MISCELLANEOUS EXPENDITURES

